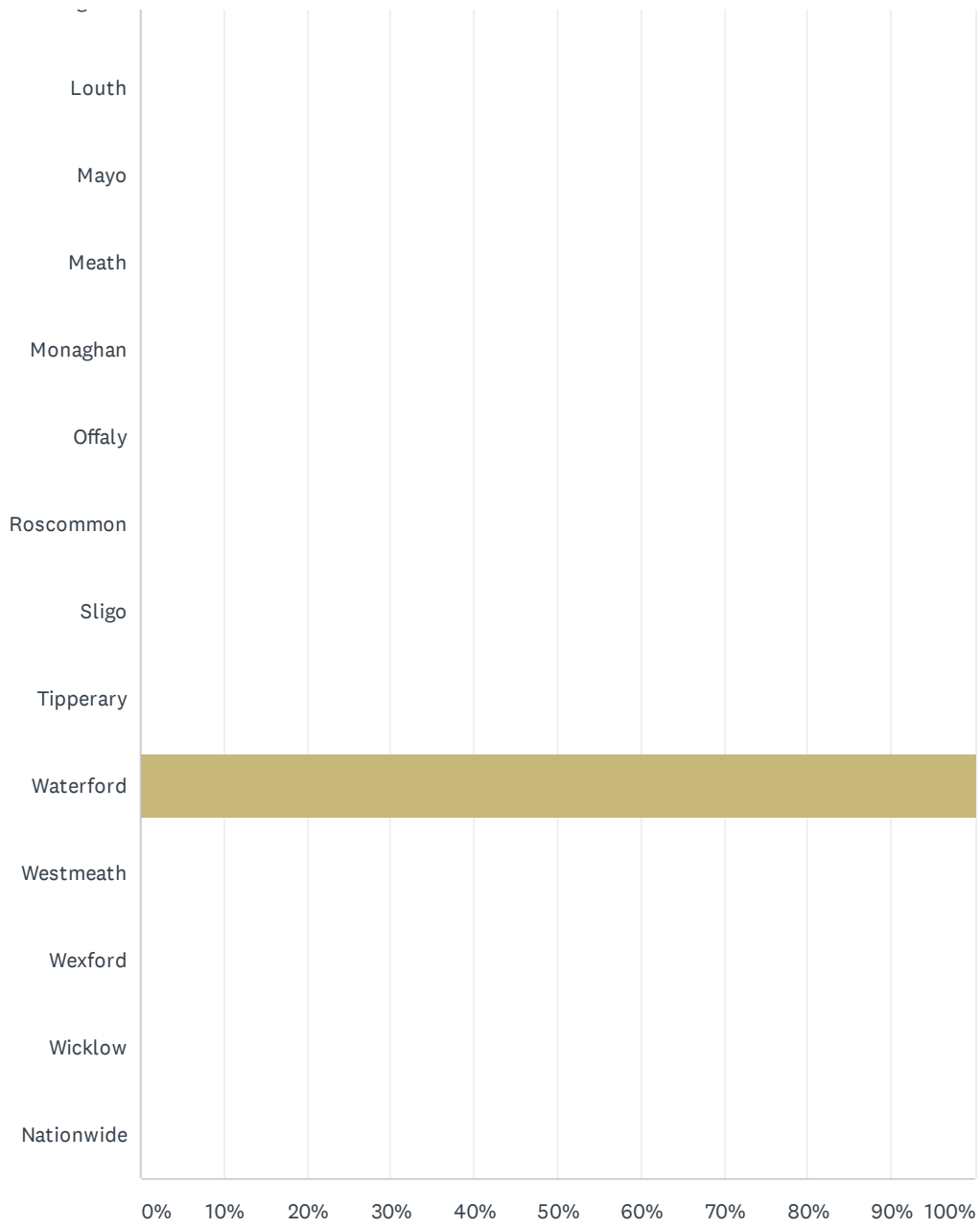


Q1 In which Local Authority is your business based?

Answered: 166 Skipped: 0





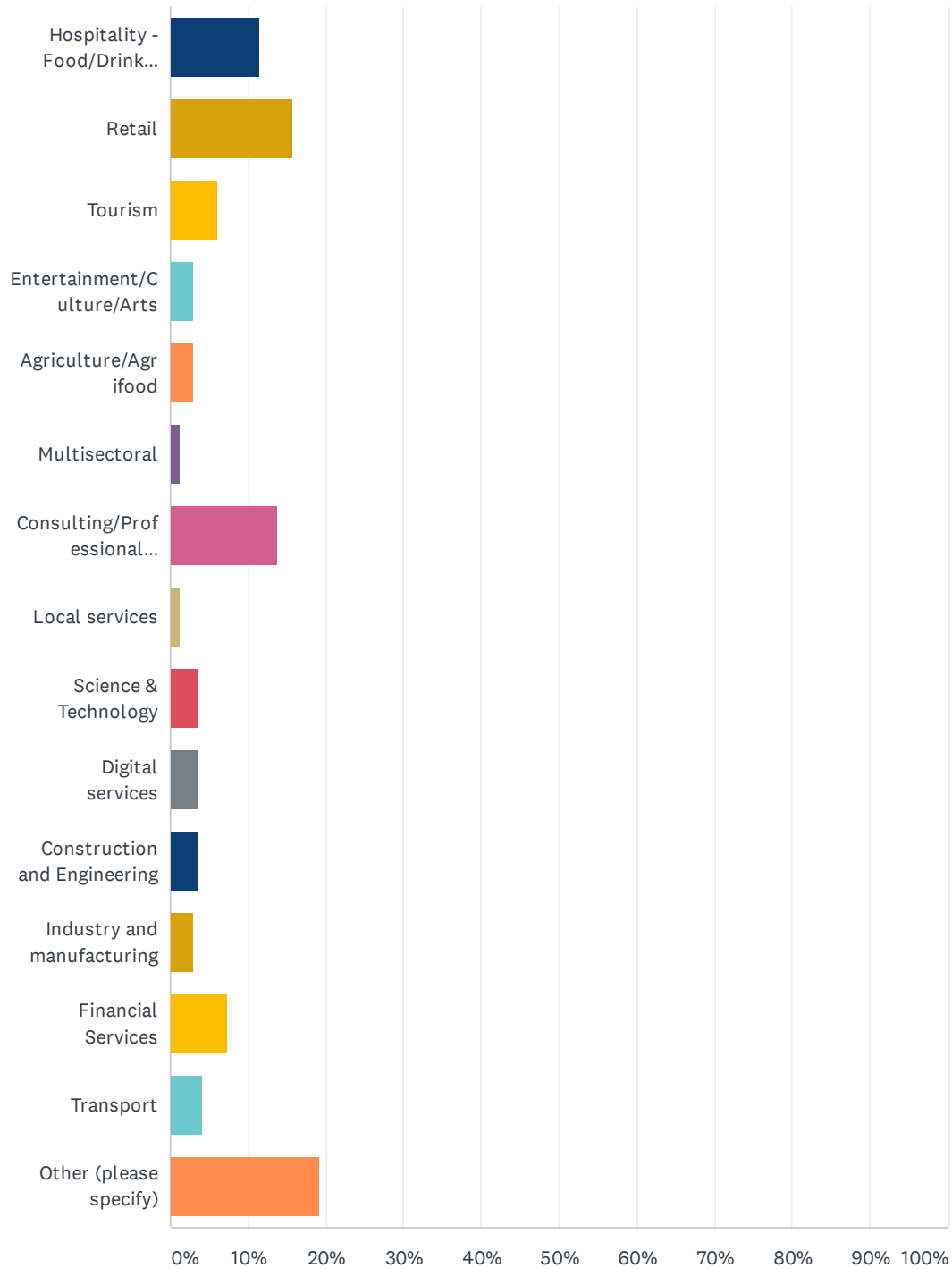
ANSWER CHOICES	RESPONSES	
Carlow (1)	0%	0
Cavan (2)	0%	0
Clare (3)	0%	0
Cork - City (4)	0%	0
Cork - County (5)	0%	0
Donegal (6)	0%	0
Dublin - City (7)	0%	0
Dublin - Dún Laoghaire - Rathdown (8)	0%	0
Dublin - South (9)	0%	0
Dublin - Fingal (10)	0%	0
Galway - City (11)	0%	0
Galway - County (12)	0%	0
Kerry (13)	0%	0
Kildare (14)	0%	0
Kilkenny (15)	0%	0
Laois (16)	0%	0
Leitrim (17)	0%	0
Limerick (18)	0%	0
Longford (19)	0%	0
Louth (20)	0%	0
Mayo (21)	0%	0
Meath (22)	0%	0
Monaghan (23)	0%	0
Offaly (24)	0%	0
Roscommon (25)	0%	0
Sligo (26)	0%	0
Tipperary (27)	0%	0
Waterford (28)	100%	166
Westmeath (29)	0%	0
Wexford (30)	0%	0
Wicklow (31)	0%	0
Nationwide (32)	0%	0
TOTAL		166

BASIC STATISTICS

Minimum 28.00	Maximum 28.00	Median 28.00	Mean 28.00	Standard Deviation 0.00
------------------	------------------	-----------------	---------------	----------------------------

Q2 What business sector are you in?

Answered: 166 Skipped: 0



ANSWER CHOICES		RESPONSES	
Hospitality - Food/Drink services (1)		11%	19
Retail (2)		16%	26
Tourism (3)		6%	10
Entertainment/Culture/Arts (4)		3%	5
Agriculture/Agrifood (5)		3%	5
Multisectoral (6)		1%	2
Consulting/Professional services - including marketing & communications (7)		14%	23
Local services (8)		1%	2
Science & Technology (9)		4%	6
Digital services (10)		4%	6
Construction and Engineering (11)		4%	6
Industry and manufacturing (12)		3%	5
Financial Services (13)		7%	12
Transport (14)		4%	7
Other (please specify) (15)		19%	32
TOTAL			166

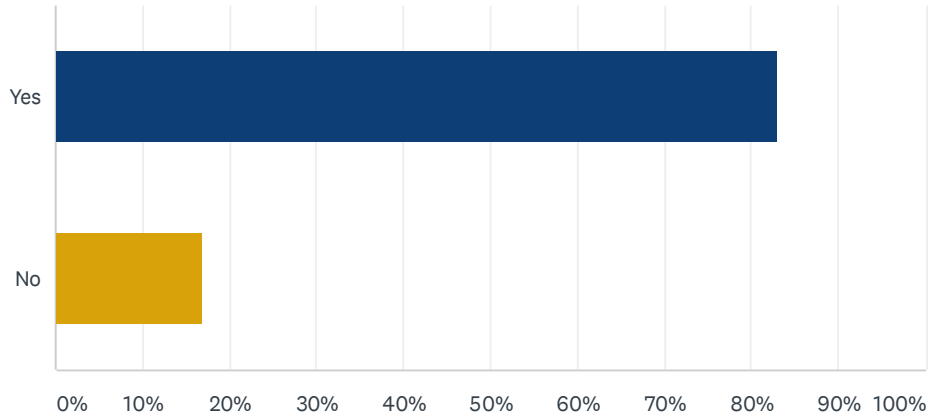
BASIC STATISTICS				
Minimum	Maximum	Median	Mean	Standard Deviation
1.00	15.00	7.00	7.89	5.24

Q3 How many employees did you have in February? [number required]

Answered: 166 Skipped: 0

Q4 Are you a Chamber member?

Answered: 166 Skipped: 0

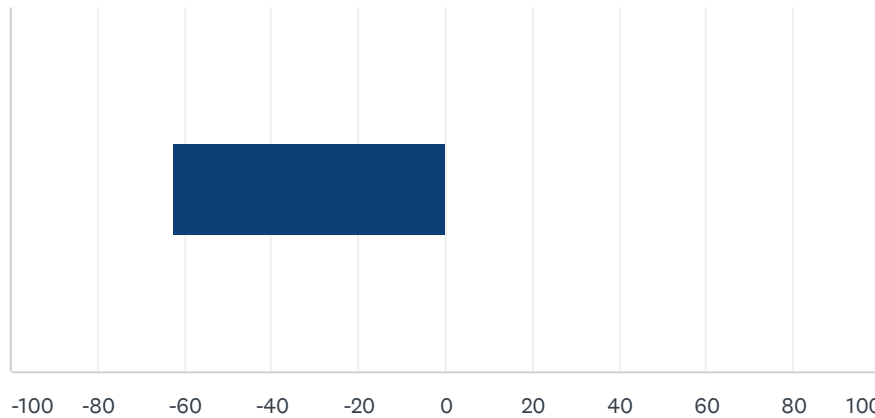


ANSWER CHOICES	RESPONSES
Yes (1)	83% 138
No (2)	17% 28
TOTAL	166

BASIC STATISTICS				
Minimum	Maximum	Median	Mean	Standard Deviation
1.00	2.00	1.00	1.17	0.37

Q5 How do you expect Covid-19 to affect your business revenue in the next 3 months?[Please use slider to show what you think your business's percentage change in revenue will be]

Answered: 166 Skipped: 0



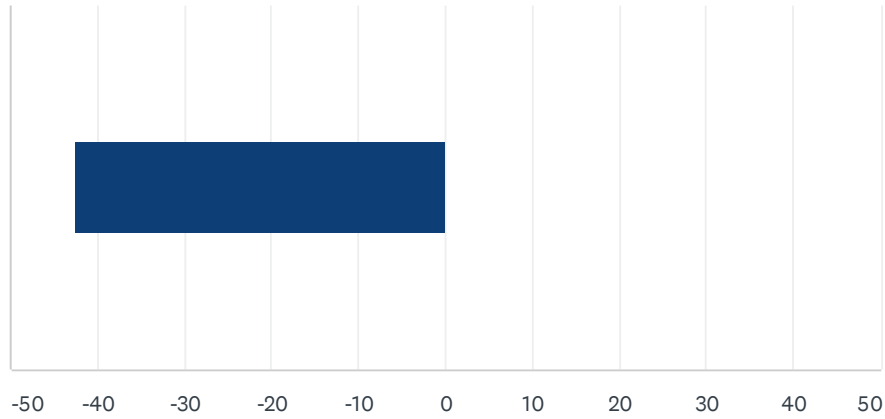
ANSWER CHOICES	AVERAGE NUMBER	TOTAL NUMBER	RESPONSES
	-62	-10,340	166

Total Respondents: 166

BASIC STATISTICS					
	MINIMUM	MAXIMUM	MEDIAN	MEAN	STANDARD DEVIATION
	-100.00	90.00	-70.00	-62.29	36.96

Q6 How do you expect Covid-19 to affect your business revenue over the coming year?

Answered: 166 Skipped: 0

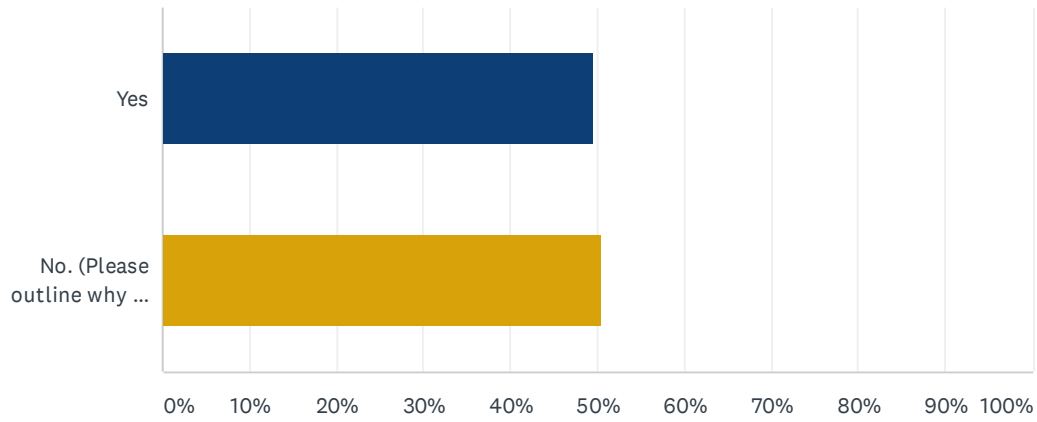


ANSWER CHOICES	AVERAGE NUMBER	TOTAL NUMBER	RESPONSES
	-43	-7,060	166
Total Respondents: 166			

BASIC STATISTICS					
	MINIMUM	MAXIMUM	MEDIAN	MEAN	STANDARD DEVIATION
	-100.00	100.00	-40.00	-42.53	33.90

Q7 Are you participating in the Wage Subsidy Scheme?

Answered: 159 Skipped: 7

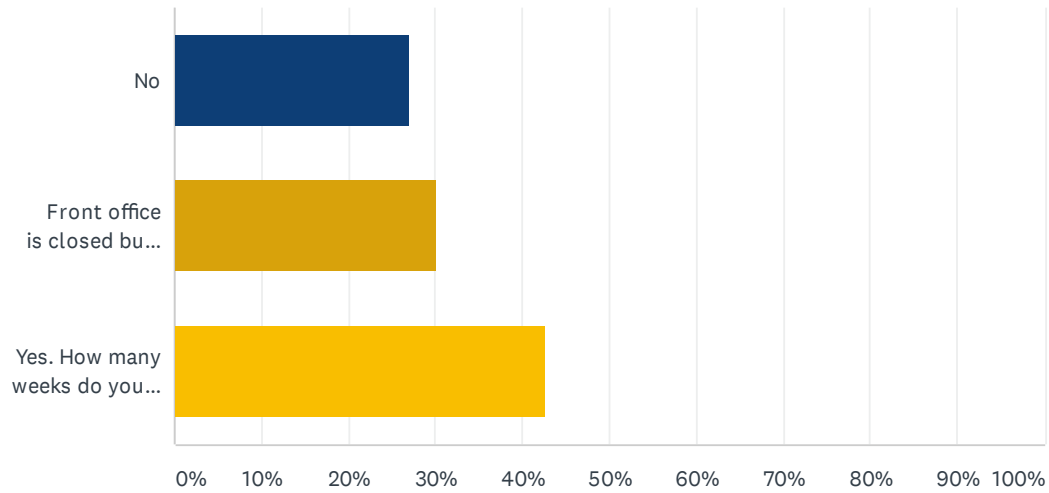


ANSWER CHOICES	RESPONSES	
Yes (1)	50%	79
No. (Please outline why you are not.) (2)	50%	80
TOTAL		159

BASIC STATISTICS				
Minimum	Maximum	Median	Mean	Standard Deviation
1.00	2.00	2.00	1.50	0.50

Q8 Have you temporarily closed your business?

Answered: 159 Skipped: 7

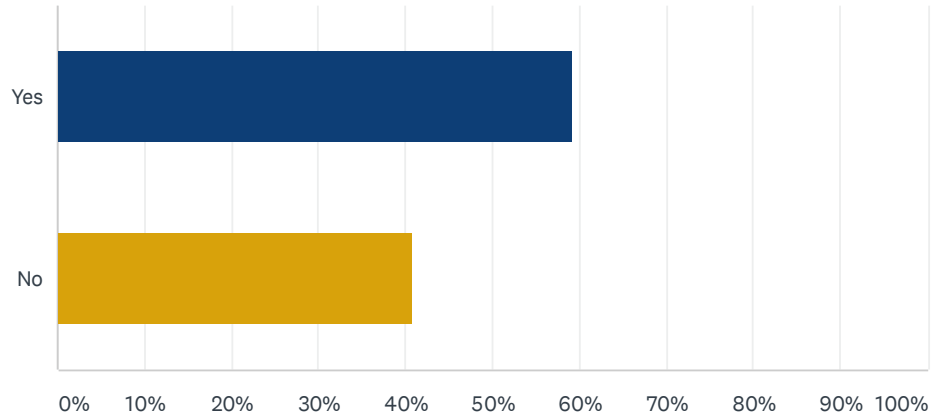


ANSWER CHOICES	RESPONSES	
No (1)	27%	43
Front office is closed but staff are working from home (2)	30%	48
Yes. How many weeks do you expect to be closed?[number required] (3)	43%	68
TOTAL		159

BASIC STATISTICS				
Minimum	Maximum	Median	Mean	Standard Deviation
1.00	3.00	2.00	2.16	0.82

Q9 Have you sought to defer some of your payments?

Answered: 159 Skipped: 7

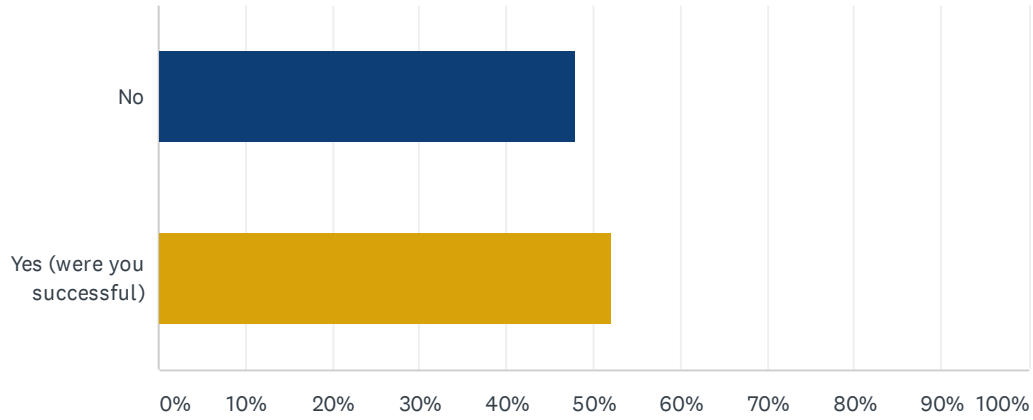


ANSWER CHOICES		RESPONSES	
Yes (1)		59%	94
No (2)		41%	65
TOTAL			159

BASIC STATISTICS				
Minimum	Maximum	Median	Mean	Standard Deviation
1.00	2.00	1.00	1.41	0.49

Q10 Have you sought a deferral from your loan repayments?

Answered: 92 Skipped: 74

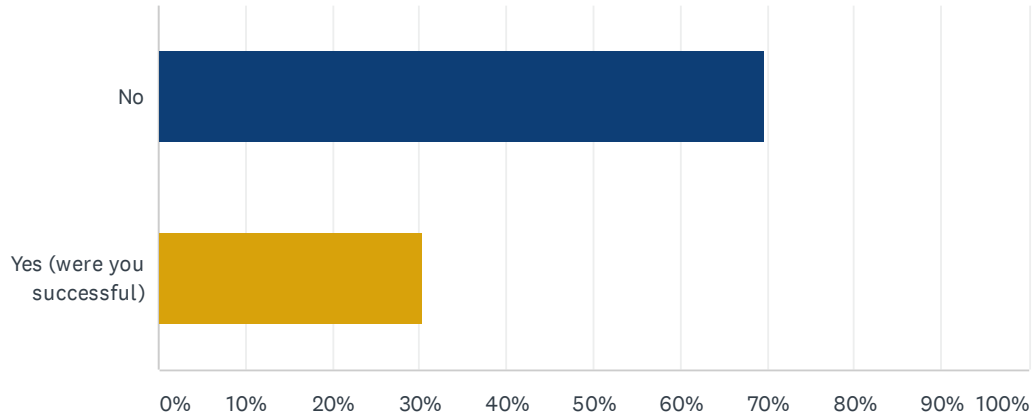


ANSWER CHOICES	RESPONSES	
No (1)	48%	44
Yes (were you successful) (2)	52%	48
TOTAL		92

BASIC STATISTICS				
Minimum	Maximum	Median	Mean	Standard Deviation
1.00	2.00	2.00	1.52	0.50

Q11 Have you sought a deferral from your mortgage?

Answered: 92 Skipped: 74

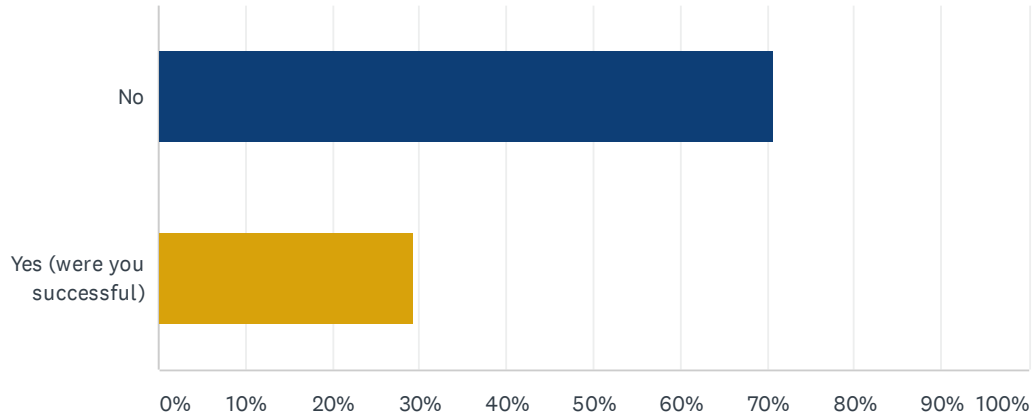


ANSWER CHOICES	RESPONSES	
No (1)	70%	64
Yes (were you successful) (2)	30%	28
TOTAL		92

BASIC STATISTICS				
Minimum	Maximum	Median	Mean	Standard Deviation
1.00	2.00	1.00	1.30	0.46

Q12 Have you sought a deferral from your landlord?

Answered: 92 Skipped: 74

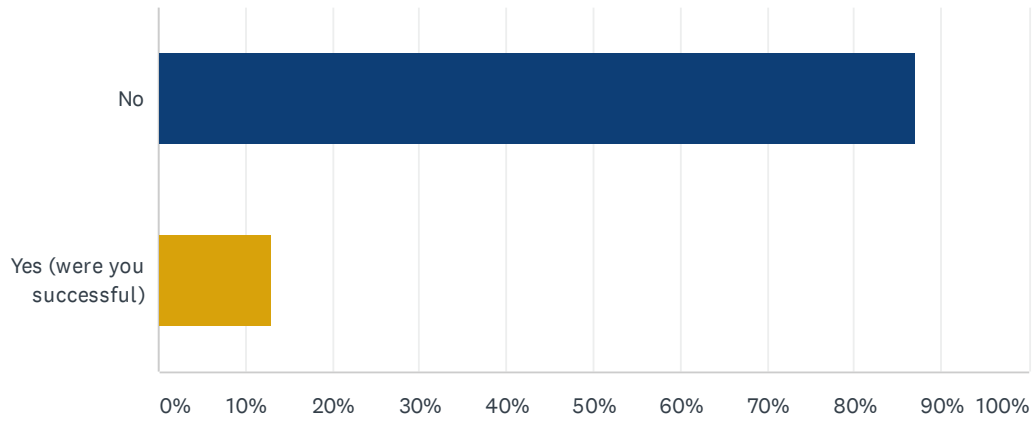


ANSWER CHOICES	RESPONSES
No (1)	71% 65
Yes (were you successful) (2)	29% 27
TOTAL	92

BASIC STATISTICS				
Minimum	Maximum	Median	Mean	Standard Deviation
1.00	2.00	1.00	1.29	0.46

Q13 Have you sought a deferral from your utilities provider?

Answered: 92 Skipped: 74

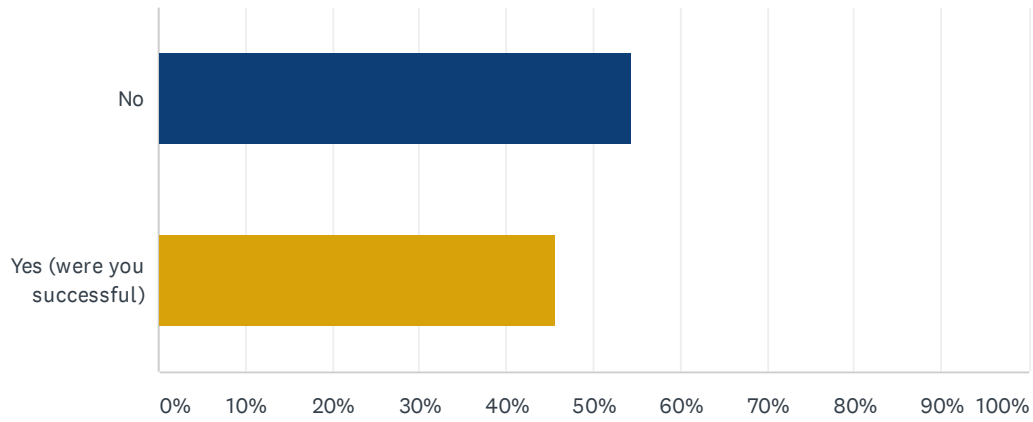


ANSWER CHOICES	RESPONSES
No (1)	87% 80
Yes (were you successful) (2)	13% 12
TOTAL	92

BASIC STATISTICS				
Minimum	Maximum	Median	Mean	Standard Deviation
1.00	2.00	1.00	1.13	0.34

Q14 Have you sought a deferral from Revenue?

Answered: 92 Skipped: 74

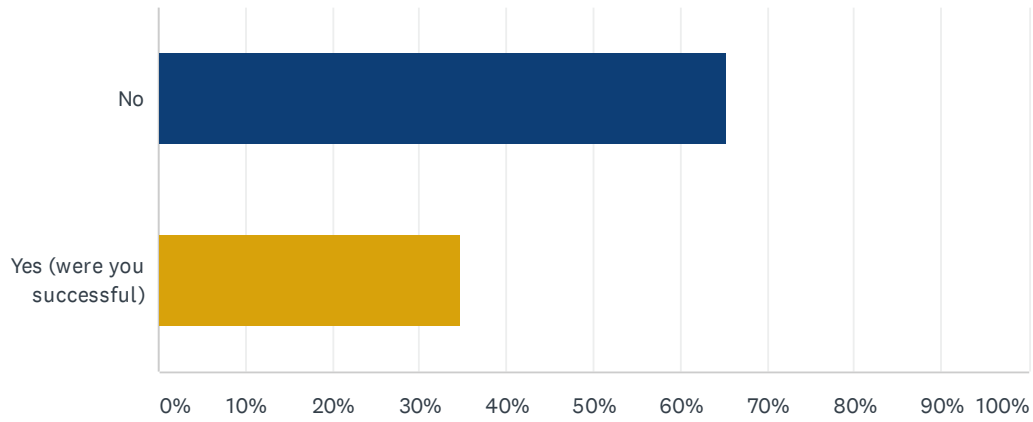


ANSWER CHOICES	RESPONSES	
No (1)	54%	50
Yes (were you successful) (2)	46%	42
TOTAL		92

BASIC STATISTICS				
Minimum	Maximum	Median	Mean	Standard Deviation
1.00	2.00	1.00	1.46	0.50

Q15 Have you sought a deferral from your Local Authority?

Answered: 92 Skipped: 74

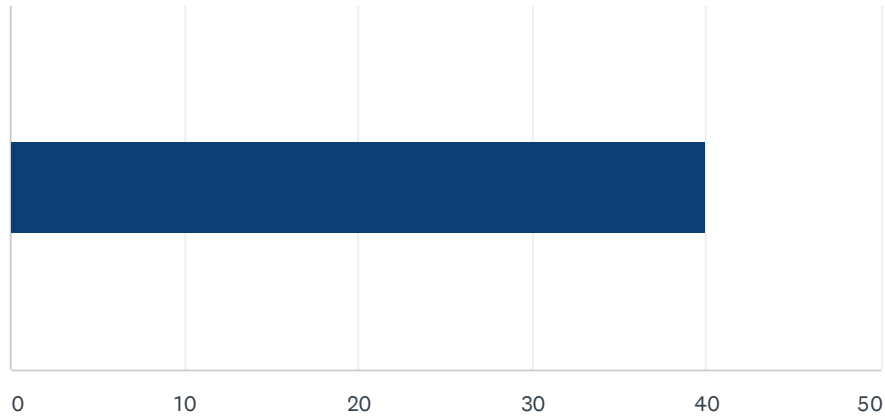


ANSWER CHOICES	RESPONSES	
No (1)	65%	60
Yes (were you successful) (2)	35%	32
TOTAL		92

BASIC STATISTICS				
Minimum	Maximum	Median	Mean	Standard Deviation
1.00	2.00	1.00	1.35	0.48

Q16 What percentage, if any, of staff has been laid off?

Answered: 135 Skipped: 31

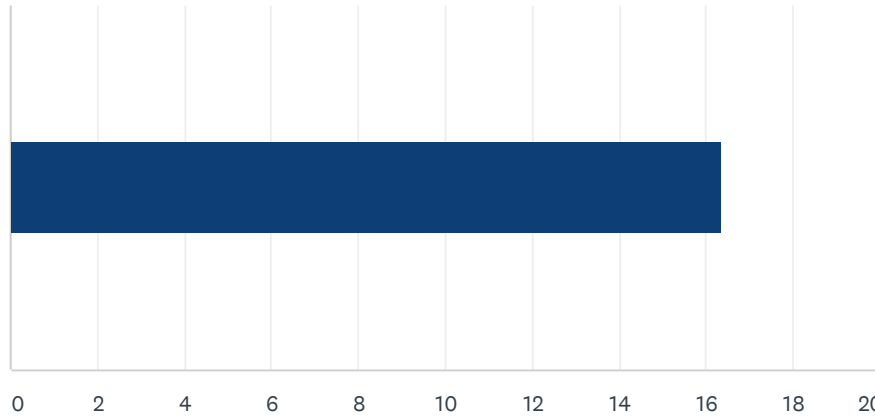


ANSWER CHOICES	AVERAGE NUMBER	TOTAL NUMBER	RESPONSES
	40	5,400	135
Total Respondents: 135			

BASIC STATISTICS					
	MINIMUM	MAXIMUM	MEDIAN	MEAN	STANDARD DEVIATION
	0.00	100.00	20.00	40.00	40.68

Q17 What percentage, if any, of staff has become part time?

Answered: 129 Skipped: 37

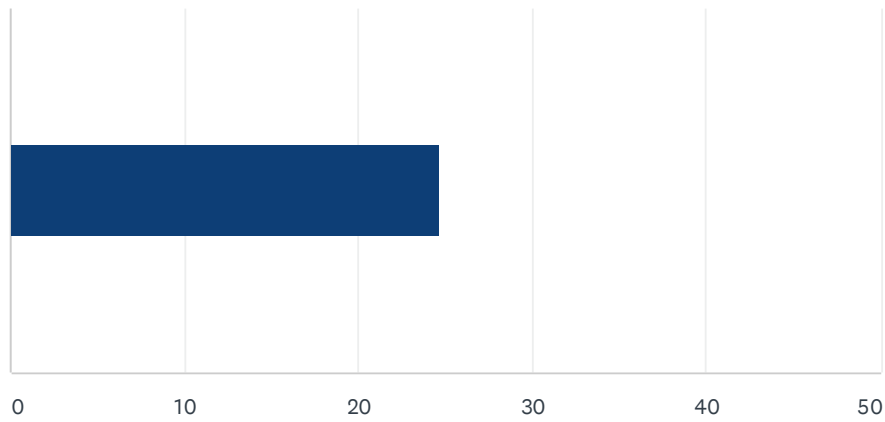


ANSWER CHOICES	AVERAGE NUMBER	TOTAL NUMBER	RESPONSES
	16	2,110	129
Total Respondents: 129			

BASIC STATISTICS					
	MINIMUM	MAXIMUM	MEDIAN	MEAN	STANDARD DEVIATION
	0.00	100.00	0.00	16.36	31.03

Q18 If staff has reduced hours, how large is the reduction?e.g. a reduction from a five day week to a three day week would be 40%

Answered: 119 Skipped: 47

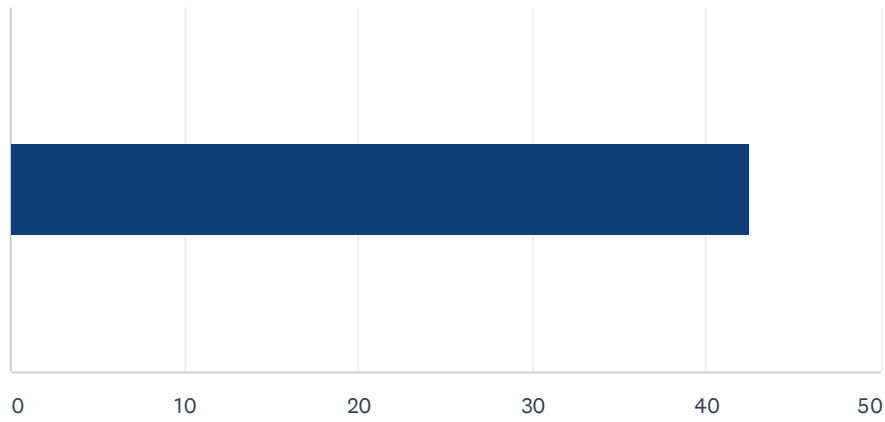


ANSWER CHOICES	AVERAGE NUMBER	TOTAL NUMBER	RESPONSES
	25	2,940	119
Total Respondents: 119			

BASIC STATISTICS					
	MINIMUM	MAXIMUM	MEDIAN	MEAN	STANDARD DEVIATION
	0.00	100.00	0.00	24.71	34.64

Q19 What percentage of your staff have moved to remote working?

Answered: 135 Skipped: 31

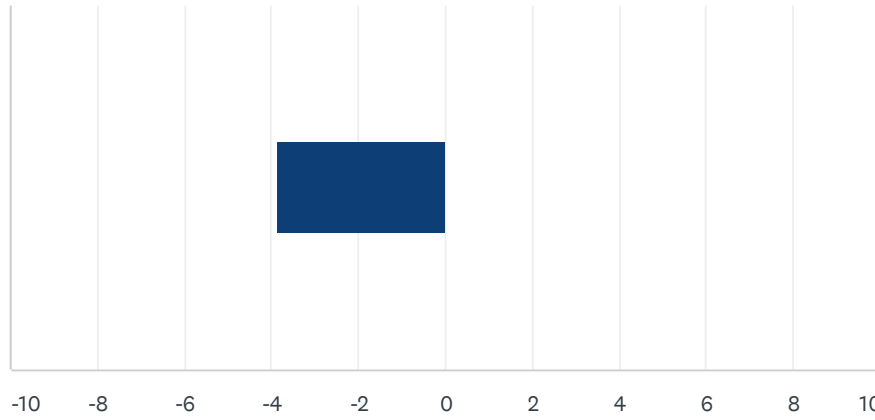


ANSWER CHOICES	AVERAGE NUMBER	TOTAL NUMBER	RESPONSES
	42	5,730	135
Total Respondents: 135			

BASIC STATISTICS					
	MINIMUM	MAXIMUM	MEDIAN	MEAN	STANDARD DEVIATION
	0.00	100.00	10.00	42.44	45.71

Q20 If yes, how effective is it for your business?

Answered: 109 Skipped: 57

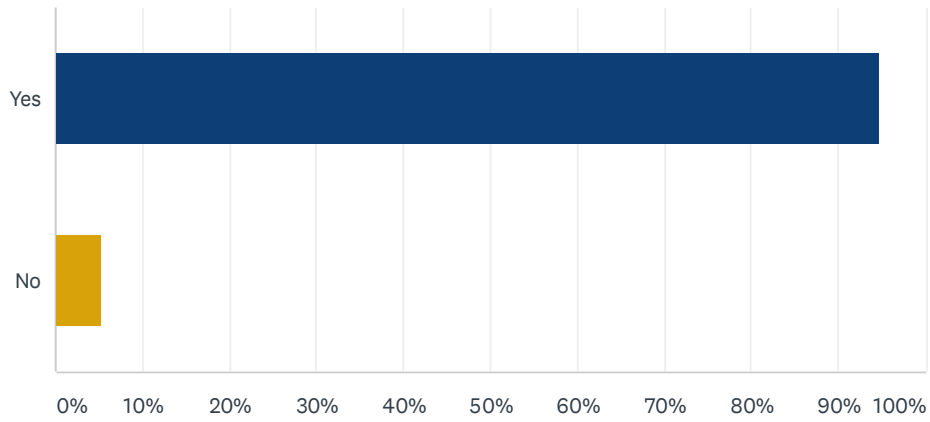


ANSWER CHOICES	AVERAGE NUMBER	TOTAL NUMBER	RESPONSES
	-4	-420	109
Total Respondents: 109			

BASIC STATISTICS					
	MINIMUM	MAXIMUM	MEDIAN	MEAN	STANDARD DEVIATION
	-100.00	100.00	0.00	-3.85	48.69

Q21 Should the State provide cashflow/liquidity grants to businesses?

Answered: 152 Skipped: 14

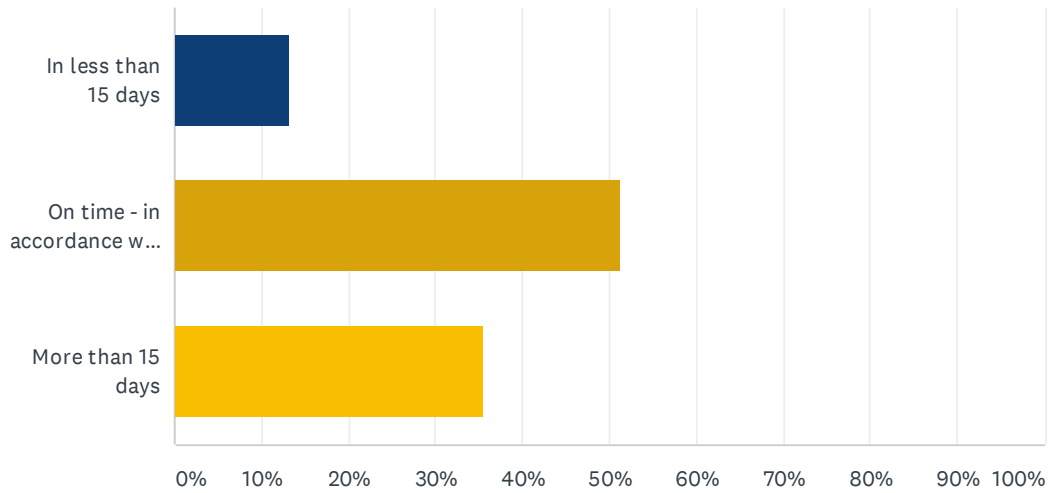


ANSWER CHOICES		RESPONSES	
Yes (1)		95%	144
No (2)		5%	8
TOTAL			152

BASIC STATISTICS				
Minimum	Maximum	Median	Mean	Standard Deviation
1.00	2.00	1.00	1.05	0.22

Q22 Are state bodies paying out on invoices quickly enough?

Answered: 152 Skipped: 14

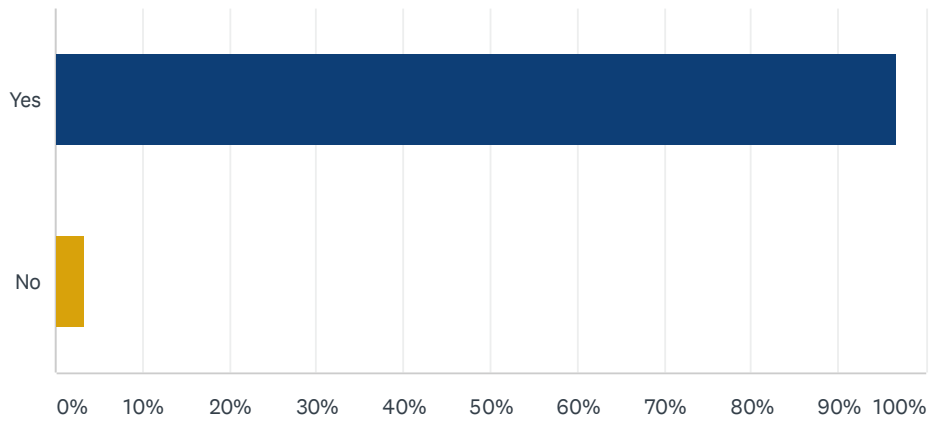


ANSWER CHOICES	RESPONSES	
In less than 15 days (1)	13%	20
On time - in accordance with 15 day target (2)	51%	78
More than 15 days (3)	36%	54
TOTAL		152

BASIC STATISTICS				
Minimum	Maximum	Median	Mean	Standard Deviation
1.00	3.00	2.00	2.22	0.66

Q23 Should the state extend the timelines for the Covid-19 business supports?

Answered: 152 Skipped: 14

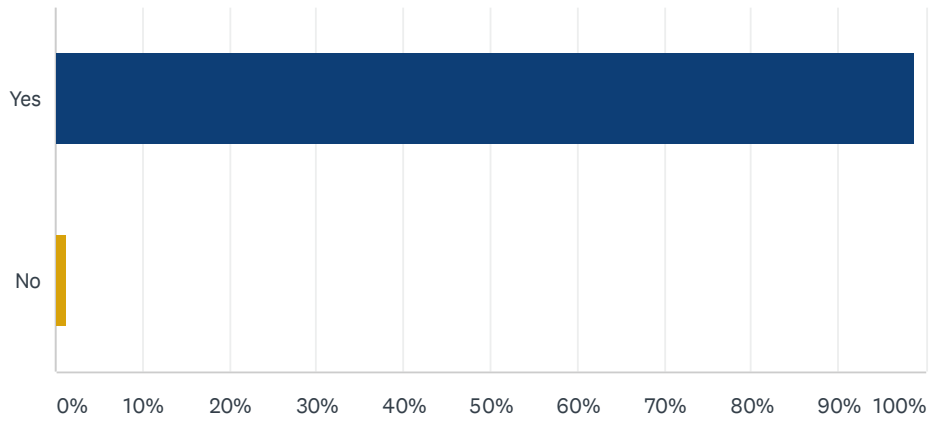


ANSWER CHOICES		RESPONSES	
Yes (1)		97%	147
No (2)		3%	5
TOTAL			152

BASIC STATISTICS				
Minimum	Maximum	Median	Mean	Standard Deviation
1.00	2.00	1.00	1.03	0.18

Q24 Will Ireland need a post-Covid national economic stimulus package?

Answered: 152 Skipped: 14

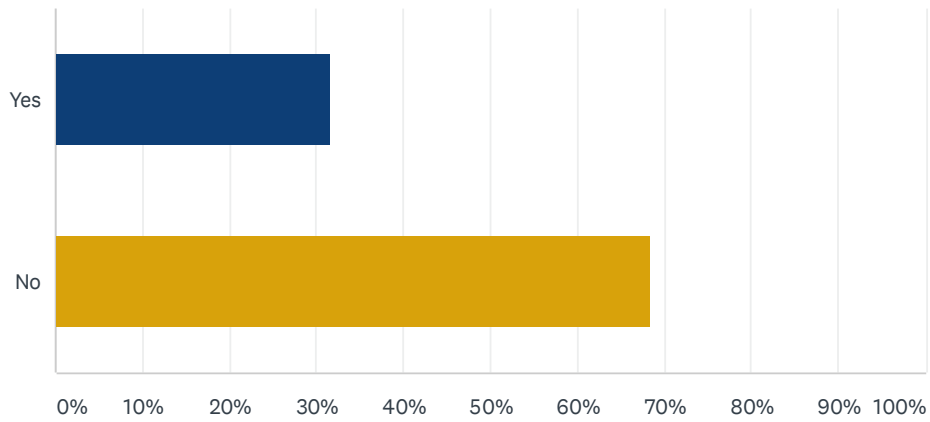


ANSWER CHOICES		RESPONSES	
Yes (1)		99%	150
No (2)		1%	2
TOTAL			152

BASIC STATISTICS				
Minimum	Maximum	Median	Mean	Standard Deviation
1.00	2.00	1.00	1.01	0.11

Q25 Is the Government's proposal for a two-month deferral on Business Rates enough to help your business?

Answered: 152 Skipped: 14

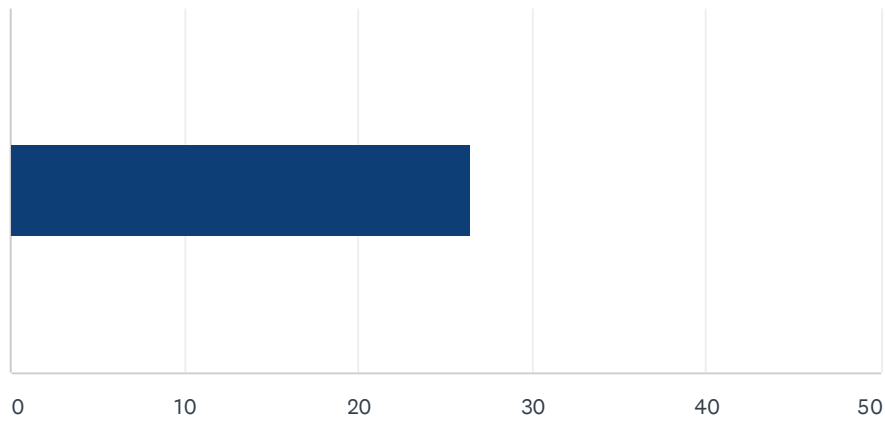


ANSWER CHOICES		RESPONSES	
Yes (1)		32%	48
No (2)		68%	104
TOTAL			152

BASIC STATISTICS				
Minimum	Maximum	Median	Mean	Standard Deviation
1.00	2.00	2.00	1.68	0.46

Q26 How long would a rates deferral have to be to help your business through the Covid-19 crisis?

Answered: 139 Skipped: 27



ANSWER CHOICES	AVERAGE NUMBER	TOTAL NUMBER	RESPONSES
	26	3,679	139
Total Respondents: 139			

BASIC STATISTICS					
	MINIMUM	MAXIMUM	MEDIAN	MEAN	STANDARD DEVIATION
	0.00	50.00	26.00	26.47	15.68

Q27 Are there any positive actions that you or your company are doing to help in the fight against Covid-19?

Answered: 118 Skipped: 48

Q28 Please enter your email address if you are interested in further Covid-19 communications from the Chambers network or the results of this survey.

Answered: 84 Skipped: 82

Q29 Any other information or thoughts about the Covid-19 response that you'd like to give us:

Answered: 58 Skipped: 108